

# CHAPTER 8

# JOINTS

## **Cartilaginous & Fibrous**

# Joints

- Also called articulation
- Place where two or more bones meet

# Classification of Joints

- Structural

- Looks at how and what binds bones together.
- Looks at if a joint cavity is present
- What we will focus on

- Functional

- Looks at the amount of movement allowed.

# Types of Structural Joints

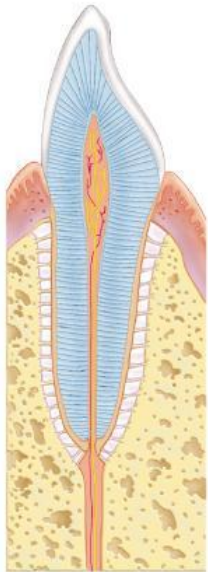
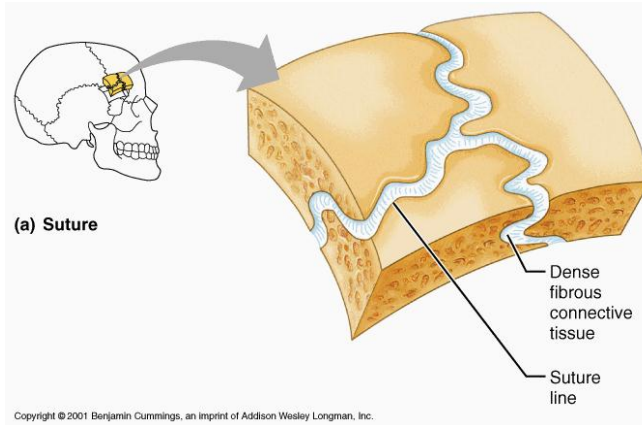
- Fibrous
  - Connected by fibers
- Cartilaginous
  - Connected by cartilage
- Synovial
  - Complex
  - We are most familiar with these!
  - Lots of movement!

# Fibrous Joints

- Bones joined by fibrous tissue
  - No joint cavity
- Most permit no movement

# Types of Fibrous Joints

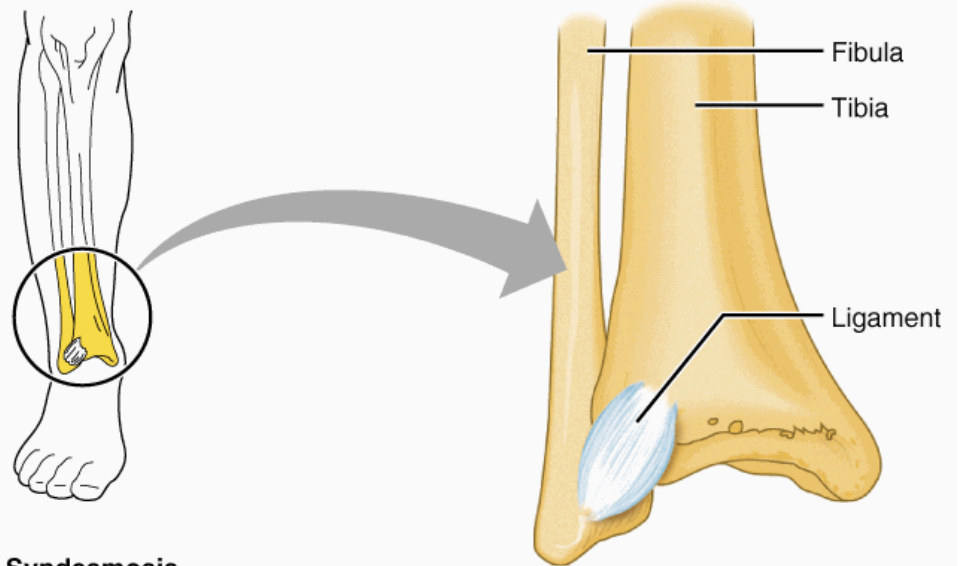
- Sutures
  - "seams"
  - Skull bones



- Gomphoses (gom-fo-sis)
  - Peg in socket
  - Teeth

# Types of Fibrous Joints

- Syndesmoses (sin-des-mo-sez)
  - Bones connected by a cord or sheet of fibrous tissue (interosseous membrane)
  - Radius and ulna



**(b) Syndesmosis**

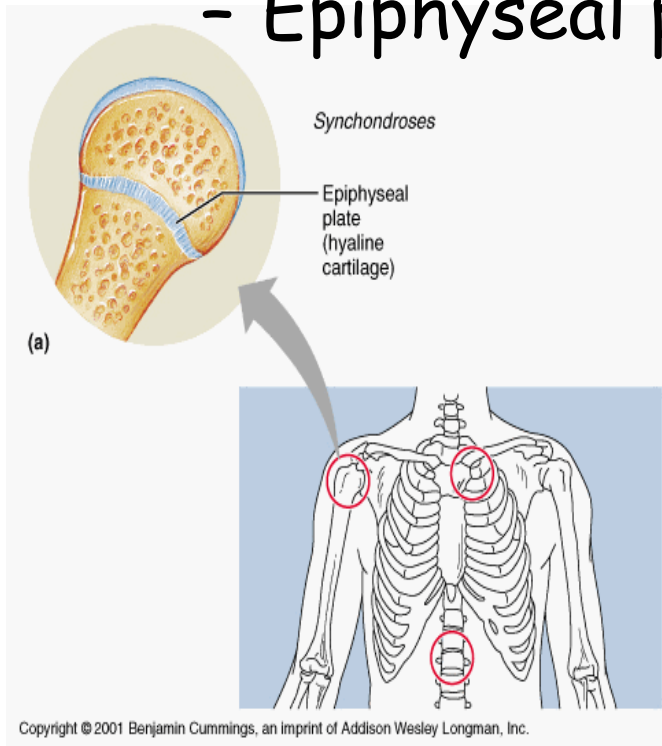
Copyright © 2001 Benjamin Cummings, an imprint of Addison Wesley Longman, Inc.

# Cartilaginous Joints

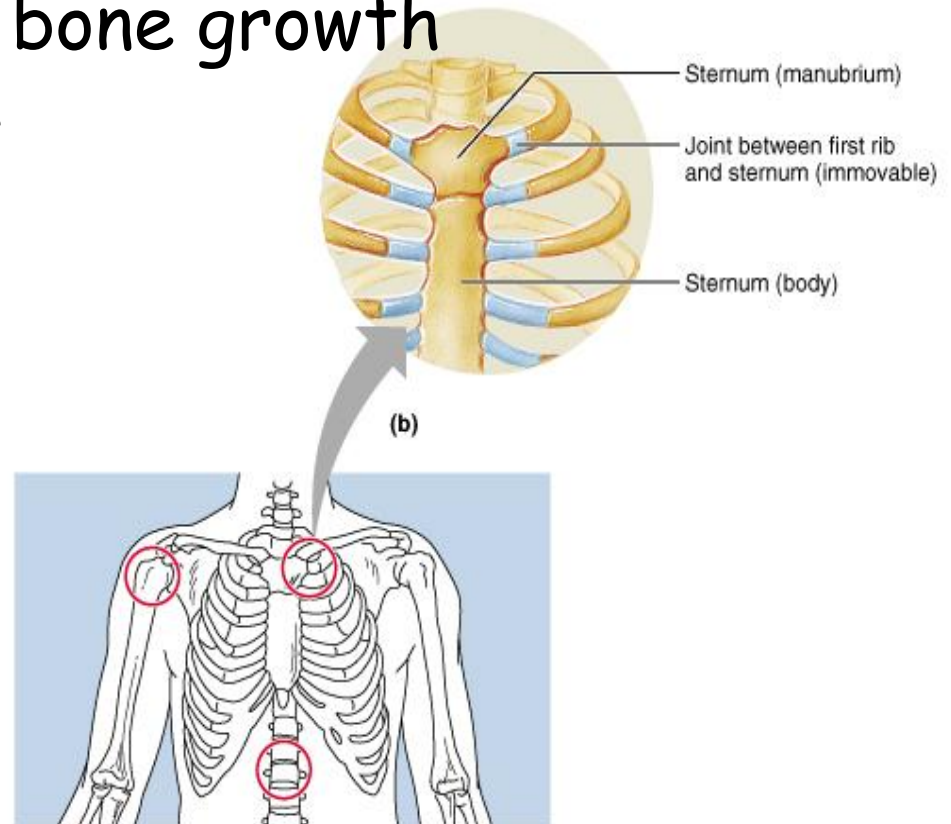
- Bones are joined by cartilage - usually hyaline
  - No joint cavity

# Types of Cartilaginous Joints

- Synchondroses (sin-kon-dro-sis)
  - "junction of cartilage"
  - Provide sites for bone growth
  - Epiphyseal plates



Copyright © 2001 Benjamin Cummings, an imprint of Addison Wesley Longman, Inc.



Copyright © 2001 Benjamin Cummings, an imprint of Addison Wesley Longman, Inc.

# Types of Cartilaginous Joints

- Symphyses (sim-fih-sez)
  - “Growing together”
  - Articular surfaces of the bone is fused to intervening pad/plate of fibrocartilage
  - Intervertebral joints

